


ENVELOPES & POCKETS



EXPERT SOLUTIONS FOR EFFICIENT CORRESPONDENCE

✓ Clairefontaine paper: a level of performance that makes all the difference

- bulky paper for easy processing
- optimised surface finish, essential factor for good colour reproduction
- very high whiteness 171CIE, possible harmonisation with letters made on Clairalfa paper



✓ A optimised manufacturing process, creating added value

- a reinforced closure, for both adhesive and gummed envelopes
- good flatness of the envelope pile, essential for reliable machine processing
- envelopes delivered in hinged boxes, practical to use, and reusable for the printer

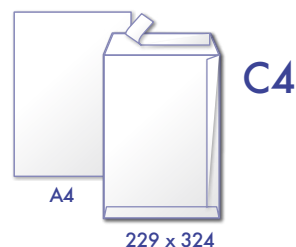
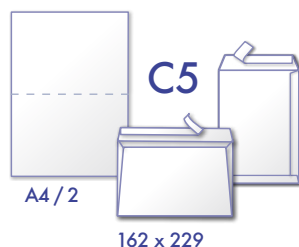
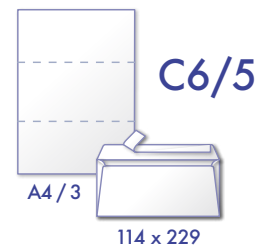
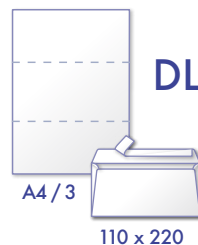
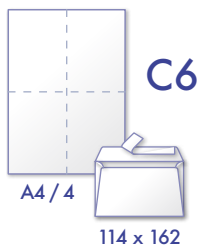
✓ More sustainable envelopes than ever

- a 35g crystal paper window: 85% transparency, 100% biodegradable
- envelopes printed with water-based inks
- paper and envelopes made in France



Cristal Window

SIZES













Self-adhesive envelopes **Clairalfa**

90 gsm



Whiteness 171 CIE

| | Size | Designation (mm) | Units / Box | Box Weight | Pallet size L x l (cm) | Units / Pallet | Pallet Weight | Article |
|---|---|---|-------------|------------|------------------------|----------------|---------------|---------------|
|  |  DL | Enveloppe 110 x 220 Sans Fenêtre | 250 | 1,40 | 120 x 80 | 198 | 278 | 1600C |
|  |  DL | Enveloppe 110 x 220 Fenêtre 35 x 100 à 20/20 | 250 | 1,40 | 120 x 80 | 198 | 278 | 1601C |
|  |  DL | Enveloppe 110 x 220 Fenêtre 45 x 100 à 20/20 | 250 | 1,40 | 120 x 80 | 198 | 278 | 1603C |
|  |  C5 | Enveloppe 162 x 229 Sans Fenêtre | 250 | 2,15 | 120 x 80 | 120 | 258 | 1604SC |
|  |  C5 | Enveloppe 162 x 229 Fenêtre 45 x 100 à 20/62 | 250 | 2,15 | 120 x 80 | 120 | 258 | 1605C |

80 gsm

Whiteness 171 CIE


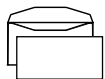

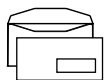

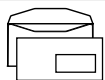

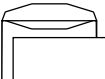

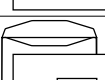
| | Size | Designation (mm) | Units / Box | Box Weight | Pallet size L x l (cm) | Units / Pallet | Pallet Weight | Article |
|---|---|--|-------------|------------|------------------------|----------------|---------------|--------------|
|  |  C6 | Enveloppe 114 x 162 Sans Fenêtre | 500 | 1,65 | 120 x 80 | 98 | 162 | 1431C |
|  |  DL | Enveloppe 110 x 220 Sans Fenêtre | 500 | 2,20 | 120 x 80 | 104 | 230 | 1400C |
|  |  DL | Enveloppe 110 x 220 Fenêtre 35 x 100 à 20/20 | 500 | 2,20 | 120 x 80 | 104 | 230 | 1401C |
|  |  DL | Enveloppe 110 x 220 Fenêtre 45 x 100 à 20/20 | 500 | 2,20 | 120 x 80 | 104 | 230 | 1402C |
|  |  DL | Enveloppe 110 x 220 Fenêtre à gauche 45 x 90 à 15/20 | 500 | 2,20 | 120 x 80 | 104 | 230 | 1403C |
|  |  C6/5 | Enveloppe 114 x 229 Sans Fenêtre | 500 | 2,40 | 120 x 80 | 96 | 230 | 1429C |
|  |  C6/5 | Enveloppe 114 x 229 Fenêtre 40 x 110 à 20/30 | 500 | 2,40 | 120 x 80 | 96 | 230 | 1430C |



Clairalfa Mechanisable gummed envelopes for automatic inserting

80 gsm

Whiteness 171 CIE

| | Size | Designation (mm) | Units / Box | Box Weight | Pallet size L x l (cm) | Units / Pallet | Pallet Weight | Article | |
|---|---|--------------------------------------|-------------|------------|------------------------|----------------|---------------|--------------|------------|
|  |  C6/5 | 114 x 229 Without window | 500 | 2,49 | 120 x 80 | 96 | 230 | 1457C | NEW |
|  |  C6/5 | 114 x 229 Window 35 x 100 à 20/20 | 500 | 2,45 | 120 x 80 | 96 | 230 | 1458C | NEW |
|  |  C6/5 | 114 x 229 Window 45 x 100 à 20/20 | 500 | 2,45 | 120 x 80 | 96 | 230 | 1459C | NEW |
|  |  C5 | 162 x 229 Without window | 500 | 3,48 | 120 x 80 | 66 | 210 | 1460C | NEW |
|  |  C5 | 162 x 229 Window 45 x 100 à 62/20 | 500 | 3,46 | 120 x 80 | 66 | 210 | 1464C | NEW |

Specific features of mechanisable envelopes suitable for automatic inserting :



- 2 sizes, **C5/6**-114x229 & **C5**-162x229.
- Gummed envelopes.



- Hinged boxes, practical to use, and reusable for the printer.




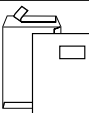

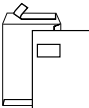


- Good flatness of the envelope pile, essential for reliable machine processing.

Self-adhesive envelopes Clairalfa

90 gsm

Whiteness 171 CIE

| | Size | Designation (mm) | Units / Box | Box Weight | Pallet size L x l (cm) | Units / Pallet | Pallet Weight | Article |
|---|---|--|-------------|------------|------------------------|----------------|---------------|--------------|
|  |  C4 | 229 x 324 Without window | 250 | 3,80 | 120 x 80 | 56 | 251 | 1410C |
|  |  C4 | 229 x 324 Window 50 x 100 à 50/20 | 250 | 3,70 | 120 x 80 | 56 | 245 | 1411C |
|  |  C4 | 229 x 324 Left window 55 x 90 à 55/20 | 250 | 3,70 | 120 x 80 | 56 | 245 | 1412C |